

# HIV & American Indian and Alaska Native People Living with HIV



The rates of death for American Indians and Alaska Natives living HIV and the rate of those living with an AIDS diagnosis decreased from 2013 through 2017.

By the end of 2018, there were 3,559 AI/AN people living with HIV.

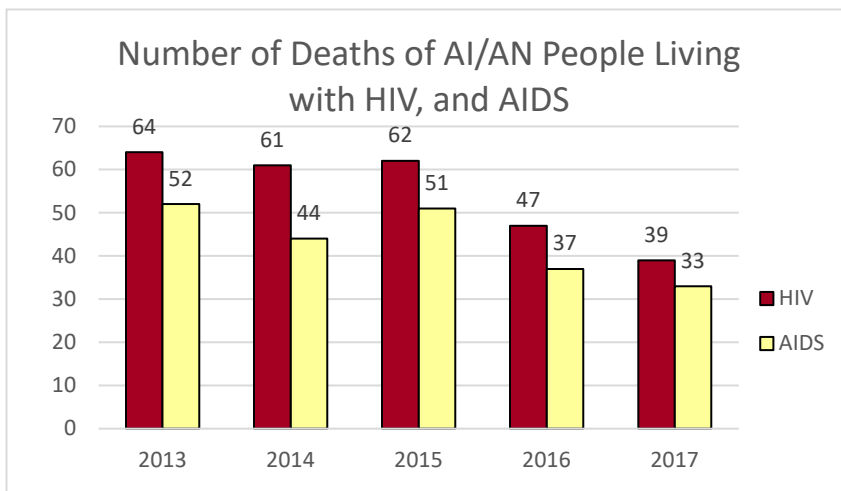
## WHAT IS THE STATE OF HIV AMONG AI/AN PEOPLE LIVING WITH HIV

### NEW HIV INFECTIONS

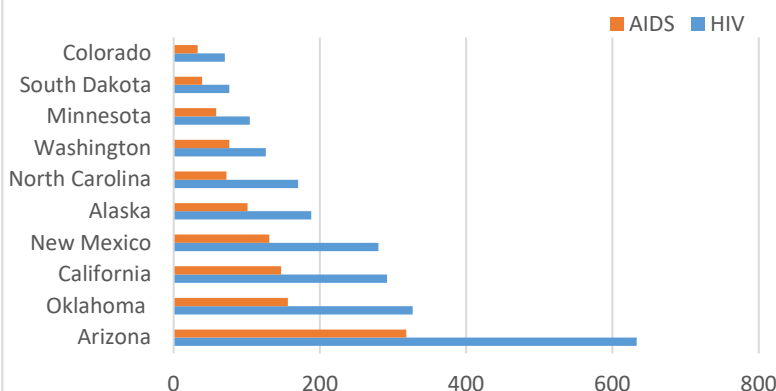
The number of new HIV infections among all AI/AN in 2016 were more than 200 for the first time in years.

In 2017, there were a total of 3,034 AI/AN people living with HIV (1,475 of those are living with an AIDS diagnoses).

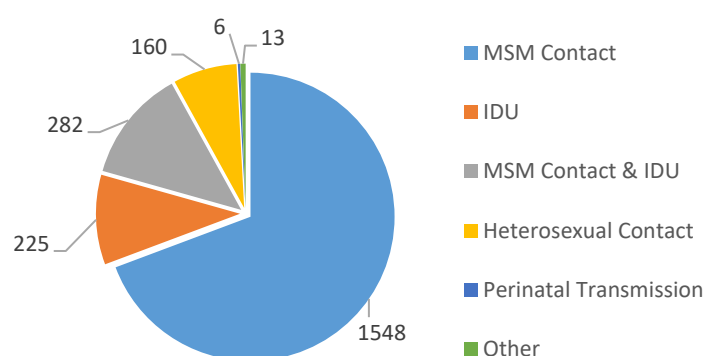
The number of AI/AN people with HIV that are dying is declining (from 64 in 2013 to 39 in 2017). In 2017, 33 of the 39 people (85%) that passed away had an AIDS diagnosis.



### States with the most AI/AN People Living with HIV



### AI/AN People Living with HIV, by risk classification



### OTHER CONSIDERATIONS

Data does not tell the whole story. There are other points that should be considered when talking about HIV.

- Are AI/AN people receiving culturally competency care?
- Are AI/AN people living with HIV being screened for STIs, substance use, and other health concerns?
- How easy is it for AI/AN people living with HIV to obtain their medications and refills, make appointments, obtain support from Ryan White programs, and receive referrals?
- What is community stigma like, and how is a supportive community environment being promoted?
- What other services are available for people living with HIV?
- How is the confidentiality of people receiving services being protected?

Based upon data from Centers for Disease Control and Prevention. HIV Surveillance Report, 2018 (Preliminary); vol. 30. <http://www.cdc.gov/hiv/library/reports/hiv-surveillance.html>. Published November 2019.

